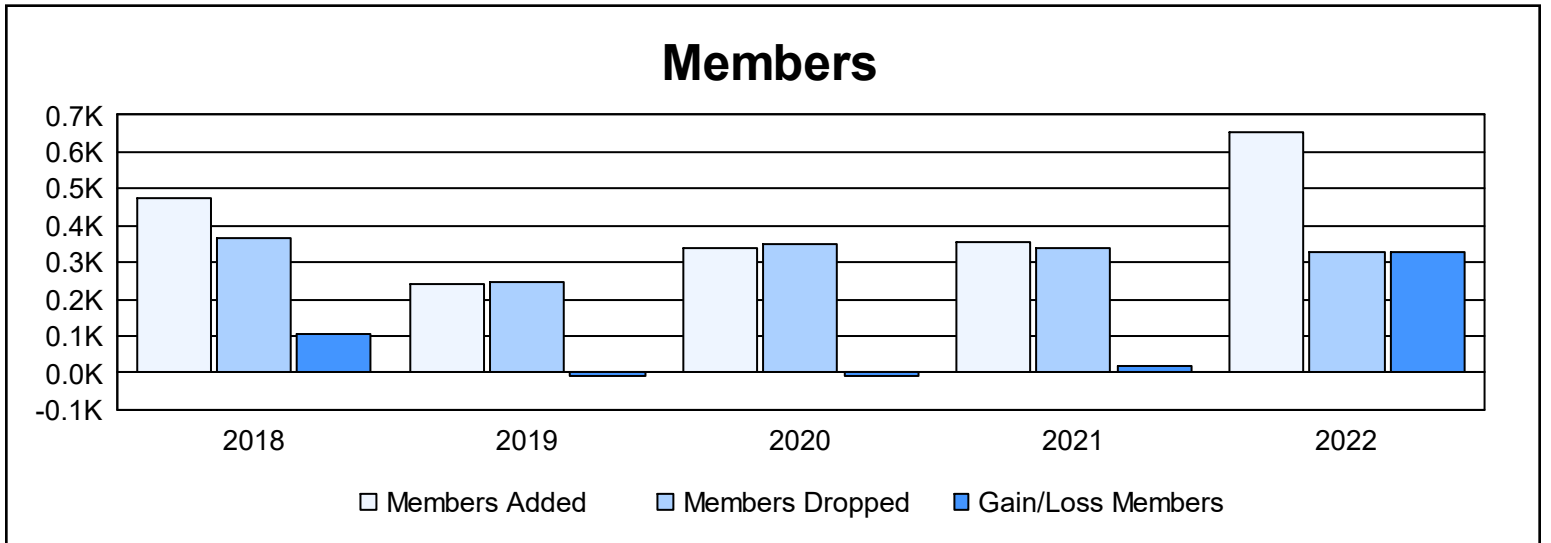
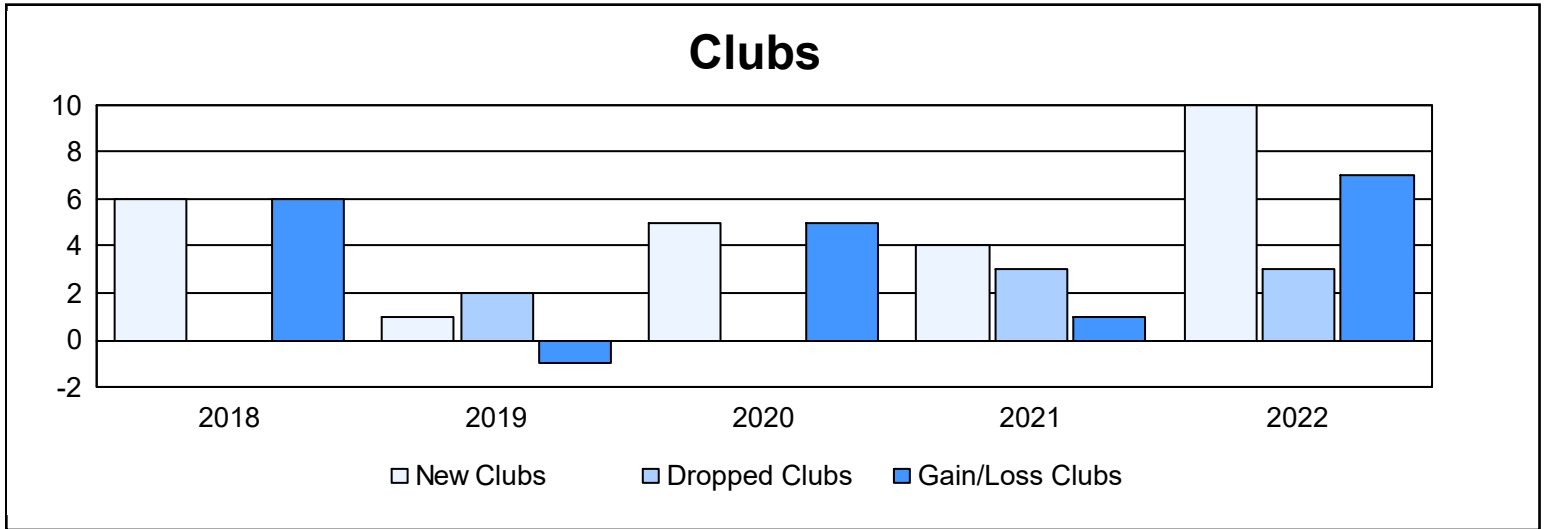
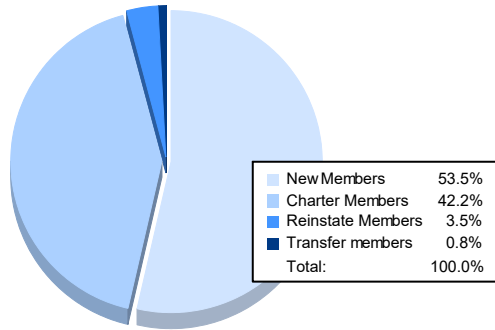


Year	New Clubs	Dropped Clubs	Gain/ Loss Clubs	New Members	Charter Members	Reinstate Members	Transfer Members	Total Member Added	Total Members Dropped	Gain/ Loss Members
2017-2018	6	0	6	305	157	8	5	475	368	107
2018-2019	1	2	-1	199	29	9	2	239	246	-7
2019-2020	5	0	5	188	133	11	8	340	351	-11
2020-2021	4	3	1	220	116	12	9	357	339	18
2021-2022	10	3	7	350	276	23	5	654	327	327
<b>Average</b>	<b>5</b>	<b>2</b>	<b>4</b>	<b>252</b>	<b>142</b>	<b>13</b>	<b>6</b>	<b>413</b>	<b>326</b>	<b>87</b>



### Membership Composition June 2022 Cumulative



### Gender Composition June 2022 Cumulative

